

Facile Synthesis of Bis-Trifluoromethyl 1,8-Dioxo-Octahydroxanthene Derivatives

Cosmas O. Okoro, Mumiye A. Ogunwale, Abiodun S. Oyedele

Department of Chemistry, Tennessee State University, Nashville, TN, USA

Email: cokoro@tnstate.edu

How to cite this paper: Okoro, C.O., Ogunwale, M.A. and Oyedele, A.S. (2019) Facile Synthesis of Bis-Trifluoromethyl 1,8-Dioxo-Octahydroxanthene Derivatives. *International Journal of Organic Chemistry*, 9, 121-129.
<https://doi.org/10.4236/ijoc.2019.93011>

Received: July 12, 2019

Accepted: August 10, 2019

Published: August 13, 2019

Copyright © 2019 by author(s) and Scientific Research Publishing Inc. This work is licensed under the Creative Commons Attribution International License (CC BY 4.0).

<http://creativecommons.org/licenses/by/4.0/>



Open Access

Abstract

Xanthene and Xanthenediones are structural components of several bioactive and semi-synthetic molecules. This work described an expeditious synthesis of novel and hitherto unreported bis-trifluoromethyl xanthene dione derivatives. The reaction of two equivalents of 5-trifluoromethyl cyclohexane-1,3-dione with substituted aromatic aldehydes in the presence of ethanol containing 1 - 2 drops of HCl was facile under microwave irradiation. Short reaction time (25 min), good to excellent yields (80% - 95%), good atom economy, and simple workup are the major advantages of the above procedure. Moreover, the fluorinated products represent synthetically useful stable intermediates that could find applications in pharmaceutical, agricultural and material industries.

Keywords

Xanthenedione, Aromatic Aldehyde, Cyclic β -Diketone, 5-Trifluoromethyl

1. Introduction

Although several reports of 9-phenyl substituted xanthenedione derivatives containing bis-methyl, ethyl, isopropyl, phenyl and hydrogen have appeared in the literature [1] [2] [3] [4], the corresponding bis-trifluoromethyl group have received little or no attention. Several derivatives containing the aforementioned substituents show a wide range of biological activities, such as antidepressant [5], anticholinesterase [6] and anti-cancer [7] [8] activities. The biological activities were shown to depend on the nature of the moiety present at the 9-position of the central pyran ring. The introduction of a phenyl sulfonamide at the above position gave rise to derivatives with antimicrobial [9] [10], antimalarial [11] [12], and antibacterial activities [13] [14] [15] [16]. The replacement of the sulfonamide with a carboxamide generated derivatives with similar activity profile

as those of sulfonamide but also displayed fungicidal activity [17]. Fluorine atoms attached to organic molecules show “polar hydrophobicity” as described by DiMugno [18] [19] [20] [21] [22]. The above behavior appears to cause the fluoro-alkyl groups to participate in less dispersive interaction with aqueous solvent. Thus, the above property could in part explain the enhanced fluorine-containing small organic molecule binding affinity to a putative protein target. A survey of the literature showed that a typical procedure for the preparation of xanthenes and their 1,8-dioxo derivatives involved the well-known multicomponent reaction of a cyclic β -diketone with substituted aromatic aldehydes under a variety of reaction conditions. The reported reaction conditions included use of protonic acids [23], Lewis acids ($\text{InCl}_3 \cdot 4\text{H}_2\text{O}$ [24], $\text{FeCl}_3 \cdot 6\text{H}_2\text{O}$ [25], and NaHSO_4 [26]). In other cases, heterogeneous catalysts, such as Dowex-50W, [27] and $\text{NaHSO}_4 \cdot \text{SiO}_2$, [28] were reported. Unfortunately, many of the above methods suffer from a number of drawbacks, such as prolonged reaction conditions, low yields of products, use of hazardous solvent, use of excess catalyst and tedious workup procedure. In continuation of our research program involving the synthesis of fluorine “carrier reagents” and their use for the synthesis of complex trifluoromethyl—containing organic systems of medicinal importance [29] [30] [31] [32] [33]. Herein, we describe the first report of a facile synthesis of 9-(4-phenyl-substituted)-3,6-bis(trifluoromethyl-3,4,5,6,7,9-hexahydro-1H-xanthene-1,8(2H)-diones. The above was achieved via condensation of our previously reported 5-trifluoromethylcyclohexane-1,3-dione with substituted aromatic aldehydes under conventional heating and microwave irradiation.

2. Experimental

2.1. Material and Methods

Melting points were determined using capillary melting apparatus, MELT-TEMP and were uncorrected. Infrared (IR) spectra were recorded on 1600 Model FTIR spectrophotometer. All IR spectra were obtained as neat samples. Proton (^1H NMR) and carbon (^{13}C NMR) nuclear magnetic resonance spectra were taken on Bruker ARX 400 NMR instrument with tetramethylsilane as an internal standard. Chemical shifts are reported in parts per million (δ), and signals were expressed as s (singlet), d (doublet), dd (doublet of doublet), t (triplet), q (quartet), m (multiplet). Coupling constant are in hertz (HZ). Mass spectra of the compounds were recorded on Varian Saturn 2000 GC/MS. The reaction was done using a brand of microwave oven manufactured by CEM corporation. Each reaction was monitored and judged complete by removing aliquots at intervals and analyzed by thin layer chromatography (TLC).

2.2. Synthesis

2.2.1. General Procedure for the Synthesis of Compounds 3a-3j

A mixture of 5-trifluoromethyl-1, 3-cyclohexanedione **1** (2.0 mmol), and appropriate aldehyde **2** (1.0 mmol) in 4 ml of ethanol acidified with a drop of concen-

trated hydrochloric acid was microwaved for 25 minutes in a CEM microwave oven. The completion of the reaction was indicated by TLC, after which the reaction mixture was cooled to room temperature (25 °C) to afford ethanol insoluble solid products. The products were recrystallized from ethanol to afford highly pure products.

4-(1,8-dioxo-3,6-bis(trifluoromethyl)-2,3,4,5,6,7,8,9-octahydro-1H-xanthene-9-yl)benzotrile (3a)

mp: 203 °C - 204 °C. (¹H NMR 300 MHz, CDCl₃): δ 2.36 - 2.81 (m, 8H, cyclohexyl-Hs), 2.81 (m, 4H), 2.99 (m, 2H, CH next to CF₃), 4.82 (s, 1H, CH), 7.49 - 7.60 (m, J = 8.0, 4H, Ar-H); *IR* (Nujol): 1659 (O=C-C=C-O) cm⁻¹ *Calc* for C₂₂H₁₅F₆NO₃: C, 58.03%; H, 3.30%; N, 3.85%. *Found*: C, 57.92%; H, 3.22%; N, 3.90%.

9-(4-fluorophenyl)-3,6-bis(trifluoromethyl)-3,4,5,6,7,9-hexahydro-1H-xanthene-1,8(2H)-dione (3b)

mp: 177 °C - 178 °C. (¹H NMR 300 MHz, CDCl₃): δ 2.36 - 2.80 (m, 8H, cyclohexyl-Hs), 2.81 (m, 4H), 2.99 (m, 2H, CH next to CF₃), 4.82 (s, 1H, CH), 7.49 - 7.60 (m, J = 8.0, 4H, Ar-H); *IR* (Nujol): 1666 (O=C-C=C-O) cm⁻¹ *Calc* for C₂₁H₁₅F₇O₃: C, 56.26%; H, 3.37%; N%. *Found*: C, 56.20%; H, 3.29%.

9-(4-chlorophenyl)-3,6-bis(trifluoromethyl)-3,4,5,6,7,9-hexahydro-1H-xanthene-1,8(2H)-dione (3c)

mp: 182 °C - 183 °C. (¹H NMR 300 MHz, CDCl₃): δ 2.35 - 2.79 (m, 8H, cyclohexyl-Hs), 2.81 (m, 4H), 2.99 (m, 2H, CH next to CF₃), 4.82 (s, 1H, CH), 7.49 - 7.60 (m, J=8.0,4H, Ar-H);); *IR*(Nujol): 1666 (O=C-C=C-O) cm⁻¹ *Calc* for C₂₁H₁₅ClF₆O₃: C, 58.61%; H, 3.75%. *Found*: C, 58.58%; H, 3.70%.

9-phenyl-3,6-bis(trifluoromethyl)-3,4,5,6,7,9-hexahydro-1H-xanthene-1,8(2H)-dione (3d)

mp: 200 °C - 202 °C. (¹H NMR 300 MHz, CDCl₃): δ 2.35 - 2.79 (m, 8H, cyclohexyl-Hs), 2.81 (m, 4H), 2.99 (m, 2H, CH next to CF₃), 4.82 (s, 1H, CH), 7.24 - 7.34 (m, J = 8.0, 5H, Ar-H); 1676 (O=C-C=C-O) cm⁻¹ *Calc* for C₂₁H₁₆F₆O₃: C, 58.61%; H, 3.75%. *Found*: C, 58.58%; H, 3.70%.

9-ethyl-3,6-bis(trifluoromethyl)-3,4,5,6,7,9-hexahydro-1H-xanthene-1,8(2H)-dione (3e)

mp: 164 °C - 165 °C. (¹H NMR 400 MHz, DMSO): δ 2.35 - 2.79 (m, 8H, cyclohexyl-Hs), 2.81 (m, 4H), 2.99 (m, 2H, CH next to CF₃), 4.82 (s, 1H, CH), 1.4 (m, 5H); ¹³C NMR (400 MHz, DMSO) δ: 193.7, 193.5, 163.3, 162.7, 125.8, 115.4, 115.0, 40.5, 39.5, 36.1, 35.4, 25.8, 17.7, 14.5; *IR* (Neat): 2956, 2934, 1663 (O=C:C=C) cm⁻¹.

9-(naphthalen-2-yl)-3,6-bis(trifluoromethyl)-3,4,5,6,7,9-hexahydro-1H-xanthene-1,8(2H)-dione (3f)

mp: 275 °C - 276 °C. (¹H NMR 400 MHz, DMSO): δ 2.35 - 2.78 (m, 8H, cyclohexyl-Hs), 2.81 (m, 4H), 2.99 (m, 2H, CH next to CF₃), 4.82 (s, 1H, CH), 7.1 - 8.1 (Naphthalene: m, J = 7.2, 1H, J = 7.5, 3H, 7 = 8.0, 3H); ¹³C NMR (400 MHz, DMSO) δ: 193.1, 193, 162.1, 162, 161.7, 142.3, 133.3, 131.3, 128.2, 127.4, 126.2, 117.4, 40.6, 40, 36.3, 36, 26.9; *IR* (Neat): 3057, 1665(O=C:C=C), 1108 cm⁻¹.

9-(p-tolyl)-3,6-bis(trifluoromethyl)-3,4,5,6,7,9-hexahydro-1H-xanthene-1,8(2H)-dione (3g)

mp: 191°C - 192°C. (¹H NMR 400 MHz, DMSO): δ 2.35 - 2.79 (m, 8H, cyclohexyl-Hs), 2.81 (m, 4H), 2.99 (m, 2H, CH next to CF₃), 4.82 (s, 1H, CH), 7.24 - 7.34 (m, J = 7.5, 4H, Ar-H), 2.35 (s, 1H, CH₃-Ar); ¹³C NMR (400 MHz, DMSO) δ: 193.0, 192.0, 162.3, 161.5, 141.0, 140.9, 136.0, 129.1, 128.9, 116.1, 115.9, 40.6, 40.1, 40, 36.4, 35.7, 31.4, 25.8, 21.0; IR (Neat): 2925, 1728 (C=O), 1673 (O=C:C=C) cm⁻¹.

9-(benzo[d][1,3]dioxol-5-yl)-3,6-bis(trifluoromethyl)-3,4,5,6,7,9-hexahydro-1H-xanthene-1,8(2H)-dione (3h)

mp: 199°C - 200°C. (¹H NMR 400 MHz, DMSO): δ 2.35 - 2.79 (m, 8H, cyclohexyl-Hs), 2.81 (m, 4H), 2.99 (m, 2H, CH next to CF₃), 4.3 (s, 1H, CH), 5.9 (s, 2H), 7.3 (m, 3H, Ar-H); ¹³C NMR (400 MHz, DMSO) δ: 193.1, 192.9, 162.5, 162.4, 161.8, 147.5, 147.3, 146.2, 137.9, 137.7, 122.1, 109.3, 101.2, 40.6, 40.0, 36.1, 31.1, 25.8, 25.5; IR (Neat): 2997, 1665 (O=C:C=C), 1488 cm⁻¹.

9-(4-hydroxy-3-methoxyphenyl)-3,6-bis(trifluoromethyl)-3,4,5,6,7,9-hexahydro-1H-xanthene-1,8(2H)-dione (3i)

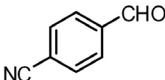
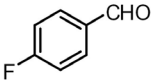
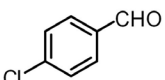
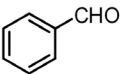
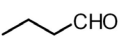
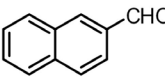
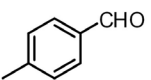
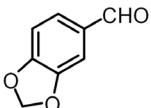
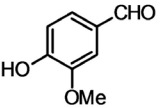
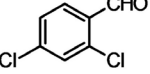
mp: 256°C - 257°C. (¹H NMR 400 MHz, DMSO): δ 2.35 - 2.91 (m, 8H, cyclohexyl-Hs), 2.81 (m, 4H), 2.99 (m, 2H, CH next to CF₃), 4.82 (s, 1H, CH), 7.24 - 7.34 (m, J = 8.0, 5H, Ar-H), 8.7 (s, 1H, OH-Ar); ¹³C NMR (400 MHz, DMSO) δ: 193.1, 193.0, 162.2, 162.1, 147.5, 145.7, 134.9, 128.5, 125.9, 120.9, 116.3, 115.5, 113.2, 56.1, 40.6, 40.1, 39.9, 36.4, 31.0, 25.8, 25.5; IR (Neat): 3367 (OH stretch), 2968, 1738 (C=O), 1663 (O=C:C=C), 1274 (C-O) cm⁻¹.

9-(2,4-dichlorophenyl)-3,6-bis(trifluoromethyl)-3,4,5,6,7,9-hexahydro-1H-xanthene-1,8(2H)-dione (3j)

mp: 225°C - 226°C. (¹H NMR 400 MHz, DMSO): δ 2.35 - 2.71 (m, 8H, cyclohexyl-Hs), 2.81 (m, 4H), 2.99 (m, 2H, CH next to CF₃), 4.82 (s, 1H, CH), 7.24 - 7.4 (dd, Ar-H), 8.5 (s, 1H, 2Cl-Ar); ¹³C NMR (400 MHz, DMSO) δ: 192.8, 192.7, 162.6, 161.9, 161, 140.2, 134.9, 133.2, 131.9, 128.8, 128.7, 125.9, 114.6, 40.6, 40.1, 39.9, 36.1, 35.8, 30.2, 25.8; IR (Neat): 3103, 1684 (C=O), 1636 (O=C:C=C), 1107 (C-O) cm⁻¹.

3. Results and Discussion

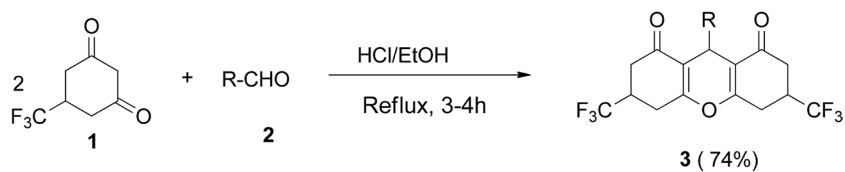
Initially we conducted the reaction using conventional heating in ethanol containing 1 - 2 drops of HCl. The reaction was judged unsatisfactory after three trials, because of low yields, reaction time (3 - 4 h), and the need for purification by column chromatography. The corresponding microwave reaction was facile and gave good to excellent yields (80% - 95%, **Figure 1**) in 25 min. The purity of each product was confirmed by sharp melting point and characterization by spectroscopic methods (IR, NMR, and GC/MS). Under conventional heating as shown in **Scheme 1** the reaction took 3 - 4 h giving low yield of product. On the otherhand under microwave irradiation as shown in **Scheme 2** the reaction was complete in 25 min with good to excellent yields. All products showed strong absorption in the IR spectrum near 1665 cm⁻¹, that is characteristic of a ketone carbonyl in conjugation with a double bond. The molecular ion corresponding to the molar mass of each product was observed as the largest *m/z* peak in each

Entry ^a	R	Product	Yield (%) ^b	MP (°C)
1		3a	95	203-205
2		3b	90	177-178
3		3c	92	182-183
4		3d	91	200-202
5		3e	88	164-165
6		3f	80	275-277
7		3g	90	191-192
8		3h	91	199-200
9		3i	91	256-257
10		3j	88	225-226

^aAll reactions proceeded to completion

^bYield after recrystallization

Figure 1. Physical properties of fluorinated xanthenedione derivatives.



Scheme 1. Synthesis of **3** by conventional heating.

Acknowledgements

We are grateful to the United States Department of Education, Title III grant award to Tennessee State University for the financial support. Vanderbilt University, Nashville, TN is also gratefully acknowledged for their technical assistance for the maintenance of the Department of Chemistry's 400 MHz Bruker NMR spectrometer.

Conflicts of Interest

The authors declare no conflicts of interest regarding the publication of this paper.

References

- [1] Lipson, V.V., Desenko, S.M., Shirobokova, M.G. and Borodina, V.V. (2003) Synthesis of 9-Aryl-6,6-Dimethyl-5,6,7,9-Tetrahydro-1,2,4-Triazolo-[5,1-B]quinazolin-8(4H) Ones. *Chemistry of Heterocyclic Compounds*, **39**, 1419-1427. <https://doi.org/10.1023/B:COHC.0000008269.69460.ac>
- [2] Robinson, R. (1958) Chemistry of Brazilin and Haematoxylin. *Bulletin de la Société chimique de France*, **1**, 125-134.
- [3] Yen, C.-T., Nakagawa-Goto, K., Hwang, T.-L., Wu, P.-C., Morris-Natschke, S.L., Lai, W.-C., Bastow, K.F., Chang, F.-R., Wu, Y.-C. and Lee, K.-H. (2010) Antitumor Agents. 271: Total Synthesis and Evaluation of Brazilin and Analogs as Anti-Inflammatory and Cytotoxic Agents. *Bioorganic & Medicinal Chemistry Letters*, **20**, 1037-1039. <https://doi.org/10.1016/j.bmcl.2009.12.041>
- [4] Huang, Y., Zhang, J. and Pettus, T.R.R. (2005) Synthesis of (\pm)-Brazilin Using IBX. *Organic Letters*, **7**, 5841-5844. <https://doi.org/10.1021/ol0523749>
- [5] Manikannan, R., Venkatesan, R., Muthusubramanian, S., Yogeeswari, P. and Sri-ram, D. (2010) Pyrazole Derivatives from Azines of Substituted Phenacyl Aryl/Cyclohexyl Sulfides and Their Antimycobacterial Activity. *Bioorganic & Medicinal Chemistry Letters*, **20**, 6920-6924. <https://doi.org/10.1016/j.bmcl.2010.09.137>
- [6] Bhaskara, N., Ankita, C., Anshika, L. and Jitender, M.K. (2015) Synthesis and Characterization of Hybrid Chloroquinoline-Xanthene Derivatives. *Cogent Chemistry*, **1**, Article ID: 1071227. <https://doi.org/10.1080/23312009.2015.1071227>
- [7] Giri, R., Goodell, J.R., Xing, C., Benoit, A., Kaur, H., Hiasa, H. and Ferguson, D.M. (2010) Synthesis and Cancer Cell Cytotoxicity of Substituted Xanthenes. *Bioorganic & Medicinal Chemistry*, **18**, 1456-1463. <https://doi.org/10.1016/j.bmc.2010.01.018>
- [8] Parkin, D.M., Bray, F., Ferlay, J. and Pisani, P. (2002) Global Cancer Statistics. *CA: A Cancer Journal for Clinicians*, **55**, 74-108. <https://doi.org/10.3322/canjclin.55.2.74>
- [9] Faidallah, H.M., Khan, K.A. and Asiri, A.M. (2011) Synthesis and Biological Evaluation of New 3,5-di(trifluoromethyl)-1,2,4-triazolesulfonylurea and Thiourea Derivatives as Antidiabetic and Antimicrobial Agents. *Journal of Fluorine Chemistry*, **132**, 870-877. <https://doi.org/10.1016/j.jfluchem.2011.06.014>
- [10] Aytemir, M.D., Hider, R.C., Erol, D.D., *et al.* (2003) Synthesis of New Antimicrobial Agents; Amide Derivatives of Pyranones and Pyridinones. *Turkish Journal of Chemistry*, **27**, 445-452.
- [11] Yildirim, Y., Us, M.F., Colak, N., Özkan, H., Yavuz, S., Dişli, A., Öztürk, Ş. and Türker, L. (2009) The Synthesis and Investigation of the Antimicrobial Activity of

- Some New Phenylselanyl-1-(toluene-4-sulfonyl)-1Htetrazole Derivatives. *Medicinal Chemistry Research*, **18**, 91-97. <https://doi.org/10.1007/s00044-008-9110-7>
- [12] Alyar, S. and Karacan, N. (2009) Synthesis, Characterization, Antimicrobial Activity and Structure-Activity Relationships of New Aryldisulfonamides. *Journal of Enzyme Inhibition and Medicinal Chemistry*, **24**, 986-992. <https://doi.org/10.1080/14756360802561220>
- [13] Wang, H., Lu, L., Zhu, S., Li, Y. and Cai, W. (2006) The Phototoxicity of Xanthene Derivatives against *Escherichia coli*, *Staphylococcus aureus*, and *Saccharomyces cerevisiae*. *Current Microbiology*, **52**, 1-5. <https://doi.org/10.1007/s00284-005-0040-z>
- [14] Qiao, Y.F., Okazaki, T., Ando, S., Mizoue, K., Kondo, K., Eguchi, T., et al. (1998) Isolation and Characterization of a New Pyrano[4',3':6,7]naphtho [1,2-b]xanthene Antibiotic FD-594. *The Journal of Antibiotics*, **51**, 282-287. <https://doi.org/10.7164/antibiotics.51.282>
- [15] Limsuwan, S., Tripc, E.N., Kouwen, T.R.H.M., Piersma, S., Hiranrat, A., Mahabussarakam, W., et al. (2009) Rhodomyrton: A New Candidate as Natural Antibacterial Drug from *Rhodomyrton tomentosa*. *Phytomedicine*, **16**, 645-651. <https://doi.org/10.1016/j.phymed.2009.01.010>
- [16] Kaya, M., Basar, E. and Colak, F. (2011) Synthesis and Antimicrobial Activity of Some Bisoctahydroxanthene-1,8-dione Derivatives. *Medicinal Chemistry Research*, **20**, 1214-1219. <https://doi.org/10.1007/s00044-010-9459-2>
- [17] Uchida, T., Kagoshima, Y. and Konosu, T. (2009) Amide Analogs of Antifungal Dioxane-Triazole Derivatives: Synthesis and *in Vitro* Activities. *Bioorganic & Medicinal Chemistry Letters*, **19**, 2013-2017. <https://doi.org/10.1016/j.bmcl.2009.02.036>
- [18] Biffinger, J.C., Kim, H.W. and Di Magno, S.G. (2004) The Polar Hydrophobicity of Fluorinated Compounds. *ChemBioChem*, **5**, 622-627. <https://doi.org/10.1002/cbic.200300910>
- [19] Choo, H., Chong, Y., Choi, Y., Mathew, J., Schinazi, R.F. and Chu, C.K. (2003) Synthesis, Anti-HIV Activity, and Molecular Mechanism of Drug Resistance of 1-2',3'-Didehydro-2',3'-dideoxy-2'-fluoro-4'-thionucleosides. *Journal of Medicinal Chemistry*, **46**, 389-398. <https://doi.org/10.1021/jm020376i>
- [20] Johnson, M.D., Chen, J. and Anderson, B.D. (2002) Investigation of the Mechanism of Enhancement of Central Nervous System Delivery of 2'- β -Fluoro-2',3'-Dideoxyinosine via a Blood-Brain Barrier Adenosine Deaminase-Activated Prodrug. *Drug Metabolism & Disposition*, **30**, 191-198.
- [21] Tanaka, F., Fukuse, T., Wada, H. and Fukushima, M. (2000) The History, Mechanism and Clinical Use of Oral 5-Fluorouracil Derivative Chemotherapeutic Agents. *Current Pharmaceutical Biotechnology*, **1**, 137-164. <https://doi.org/10.2174/1389201003378979>
- [22] McCarter, J.D., Adam, M.J., Hartman, N.G. and Withers, S.G. (1994) *In Vivo* Inhibition of β -Glucosidase and β -Mannosidase Activity in Rats by 2-Deoxy-2-fluoro- β -glycosyl Fluorides and Recovery of Activity *in Vivo* and *in Vitro*. *Biochemical Journal*, **301**, 343-348. <https://doi.org/10.1042/bj3010343>
- [23] Darviche, F., Balalaie, S., Chadegani, F. and Salehi, P. (2007) Diammonium Hydrogen Phosphate as a Neutral and Efficient Catalyst for Synthesis of 1,8-Dioxo-Octahydroxanthene Derivatives in Aqueous Media. *Synthetic Communications*, **37**, 1059-1066. <https://doi.org/10.1080/00397910701196520>
- [24] Fan, X., Hu, X., Zhang, X. and Wang, J. (2005) InCl₃·4H₂O-Promoted Green Preparation of Xanthenedione Derivatives in Ionic Liquids. *Canadian Journal of Chemistry*, **83**, 16-20. <https://doi.org/10.1139/v04-155>

- [25] Fan, X.-S., Li, Y.-Z., Zhang, X.-Y., Hu, X.-Y. and Wang, J.-J. (2005) FeCl₃·6H₂O Catalyzed Condensation of Aromatic Aldehydes with 5,5-Dimethyl-1,3-Cyclohexanedione in Ionic Liquids. *Chinese Journal of Organic Chemistry*, **25**, 1482-1486.
- [26] Zhang, Z.-H. and Tao, X.-Y. (2008) 2,4,6-Trichloro-1,3,5-Triazine-Promoted Synthesis of 1,8-Dioxo-Octahydroxanthenes under Solvent-Free Conditions. *Australian Journal of Chemistry*, **61**, 77-79. <https://doi.org/10.1071/CH07274>
- [27] Davoodnia, A., Basafa, S. and Tavakoli-Hoseini, N. (2016) Neat Synthesis of Octahydroxanthene-1,8-Diones, Catalyzed by Silicotungstic Acid as an Efficient Reusable Inorganic Catalyst. *Russian Journal of General Chemistry*, **86**, 1132-1136. <https://doi.org/10.1134/S107036321605025X>
- [28] Javid, A., Heravi, M.M. and Bamoharram, F.F. (2011) One-Pot Synthesis of 1,8-Dioxo-Octahydroxanthenes Utilizing Silica-Supported Preyssler Nano Particles as Novel and Efficient Reusable Heterogeneous Acidic Catalyst. *E-Journal of Chemistry*, **8**, 910-916. <https://doi.org/10.1155/2011/980242>
- [29] Infante Lara, L., Sledge, A., Laradji, A., Cosmas, O. and Osheroff, N. (2017) Novel Trifluoromethylated 9-Amino-3,4-Dihydroacridin-1 (2H)-Ones Act as Covalent Poisons of Human Topoisomerase II *α*. *Bioorganic & Medicinal Chemistry Letters*, **27**, 586-589. <https://doi.org/10.1016/j.bmcl.2016.12.011>
- [30] Fadeyi, O.O. and Okoro, C.O. (2008) Synthesis of 5-(Trifluoromethyl) Cyclohexane-1,3-Dione and 3-Amino-5-(Trifluoromethyl) Cyclohex-2-en-1-One: New Trifluoromethyl Building Block. *Tetrahedron Letters*, **49**, 4725-4727. <https://doi.org/10.1016/j.tetlet.2008.05.120>
- [31] Fadeyi, O.O., Adamson, S.T., Myles, E.L. and Okoro, C.O. (2008) Novel Fluorinated Acridone Derivatives. Part 1: Synthesis and Evaluation as Potential Anticancer Agents. *Bioorganic & Medicinal Chemistry Letters*, **18** 4172-4176. <https://doi.org/10.1016/j.bmcl.2008.05.078>
- [32] Apraku, J. and Okoro, C.O. (2019) Design, Synthesis and Anticonvulsant Evaluation of Fluorinated Benzyl Amino Enaminones. *Bioorganic & Medicinal Chemistry*, **27**, 161-166. <https://doi.org/10.1016/j.bmc.2018.11.033>
- [33] Ajala, A.O. and Okoro, C.O. (2011) CoMFA and CoMSIA Studies on Fluorinated Hexahydropyrimidine Derivatives. *Bioorganic & Medicinal Chemistry Letters*, **21**, 7392-7398. <https://doi.org/10.1016/j.bmcl.2011.10.008>