



Correlation and Regression Studies of Growth, Yield Attributes, Yield and Nutrient Uptake of Foxtail Millet under Different Varieties and Landraces

N. Gobikashri ^{a*}, K. Udhaya Kumar ^a, G. Jennifer Flora ^a,
A. Kousalya ^a and V. S. Kavinesh ^b

^a Division of Agronomy, School of Agricultural Sciences, Karunya Institute of Technology and Sciences, Coimbatore-641 114, India.

^b Department of Seed Science and Technology, Tamil Nadu Agricultural University, Coimbatore-641 114, India.

Authors' contributions

This work was carried out in collaboration among all authors. Author NG collected the foxtail millet varieties and landraces, designed the study, conducted statistical analysis, wrote the protocol and the initial manuscript draft. Author KUK oversaw the study's analyses, while authors GJF and AK handled the literature searches. All authors read and approved the final manuscript.

Article Information

DOI: 10.9734/IJECC/2023/v13i82052

Open Peer Review History:

This journal follows the Advanced Open Peer Review policy. Identity of the Reviewers, Editor(s) and additional Reviewers, peer review comments, different versions of the manuscript, comments of the editors, etc are available here: <https://www.sdiarticle5.com/review-history/101397>

Original Research Article

Received: 02/04/2023

Accepted: 05/06/2023

Published: 09/06/2023

ABSTRACT

Aims: To evaluate the "Correlation and Regression Studies of Growth, Yield Attributes and Yield of foxtail millet (*Setaria italica* L.) Under Different Varieties and Landraces".

Place and Duration of Study: The experiment was carried out in the Rabi season of 2022-23 at Experimental farm in Karunya Institute of Technology and Sciences, Coimbatore. Experimental field was silty clay loam in texture with medium in available N (273.0 kg/ha), high in available P₂O₅ (21.5 kg/ha) and high in available K₂O (425.0 kg/ha) and lower level of organic carbon (0.29%).

Study Design: Randomized Block Design (RBD).

*Corresponding author: E-mail: gobikashri08@gmail.com;

Methodology: The treatments consisted of 8 foxtail millet varieties and landraces viz., T_1 - ATL-1 (Control), T_2 - SiA-3222 (Garuda), T_3 - SiA-3088 (Suryanandhi), T_4 - SiA-3085, T_5 - SiA-3156, T_6 - SiA-3233 (Reynaudu), T_7 - Mookanthathinai and T_8 - Koranthinai.

Results: Grain yield was highly significant positive correlation with N uptake ($r = 0.996^{**}$), DMP at harvest stage ($r = 0.984^{**}$), K uptake ($r = 0.981^{**}$), P uptake ($r = 0.966^{**}$) and straw yield ($r = 0.954^{**}$). From the regression, N uptake ($R^2 = 0.993^{**}$), DMP ($R^2 = 0.968^{**}$) at harvest is the important positive component of grain yield in foxtail millet followed by K uptake ($R^2 = 0.962^{**}$), P uptake ($R^2 = 0.934^{**}$) and straw yield ($R^2 = 0.911^{**}$).

Conclusion: From the result of correlation and regression, it was concluded that in terms of grain yield, the foxtail millet varieties and landraces are influenced by the DMP at harvest stage, N uptake, K uptake, P uptake and Straw yield.

Keywords: Correlation; foxtail millet; regression; varieties and landraces.

1. INTRODUCTION

Minor millets, also known as Nutri-cereals, encompass important and cultivated varieties such as Finger millet (Ragi), Proso millet (Panivaragu), Foxtail millet (Thenai), little millet (Samai), Barnyard millet (Kudhiraivali), and Kodo millet (Varagu). These millets are rich in vitamins, minerals, dietary energy, insoluble dietary fiber, and phytochemicals with antioxidant properties. They are particularly abundant in micronutrients like Iron, Calcium, and Zinc [1,2]. However, the market values and modern lifestyle have led to the endangerment and depletion of many minor millet varieties.

Foxtail millet (*Setaria italica* L.), also known as Italian millet, belongs to the poaceae family and is native to China. It has an erect leafy stem, reaching a height of 60-75 cm, and an adventitious root system. Foxtail millet thrives in a range of soil types from sandy to heavy clay, with an average required rainfall of 500-700 mm. It cannot tolerate waterlogged conditions or extreme drought. In 100 g of foxtail millet grain, you can find excellent amounts of fiber (8 g), protein (12.3 g), carbohydrates (60.9 g), fat (4.3 g), calcium (31 mg), iron (2.8 mg), phosphorus (290 mg), vitamins, minerals, and food energy ranging from 323-350 Kcal [3,4].

Foxtail millet ranks second in protein content following Proso millet with 12.50g. In terms of calcium content, foxtail millet ranks third preceded by Pearl millet with 42mg and Wheat with 41mg. Foxtail millet is also known for its high fiber content [5]. Yield enhancement of foxtail millet can be made possible through release of location specific varieties and their adoption at farmers level. Moreover, adoption of appropriate varieties is important to boost productivity of foxtail millet. The aim of the

experiment was to investigate the factors influencing yield in terms of growth, yield attributes and nutrient uptake across various varieties and landraces.

2. MATERIALS AND METHODS

2.1 Experimental Location and Climatic Condition

The experiment was conducted during Rabi 2022 at Experimental Farm, Karunya Institute of Technology and Sciences, Coimbatore. The soil of experimental plot was silty clay loam and slightly alkaline in reaction with pH 7.36, EC of 0.21 dS m^{-1} and organic carbon (0.29 %). The soil was medium in available N (273.0 kg/ha), high in available P_2O_5 (21.5 kg/ha) and available K_2O (425.0 kg/ha). The farm is geographically located at 10° 56' N latitude and 76° 44' E longitude with an altitude of 474 m above the MSL under western agro-climatic region of Tamil Nadu. The layout and geographical location of the field is depicted in the Figs. 1 and 2 and experimental plot was also depicted in the Figs. 3 and 4.

2.2 Design and Treatment Detail

The experiment comprised eight treatments, consisting of different varieties and landraces: T_1 - ATL-1 (Control), T_2 - SiA-3222 (Garuda), T_3 - SiA-3088 (Suryanandhi), T_4 - SiA-3085, T_5 - SiA-3156, T_6 - SiA-3233 (Reynaudu), T_7 - Mookanthathinai and T_8 - Koranthinai. The treatments were arranged in a randomized block design with three replications. Each plot had a gross plot size of 5.1 m x 4.1 m and five plants were randomly selected within each plot. The methods were employed to collect data on growth parameters, yield attributes, and overall yield. The uptake of nitrogen (N), phosphorus (P) and potassium (K) at harvest stage was

determined by multiplying the nutrient content with the corresponding dry matter production and expressed as kg ha^{-1} .

2.3 Crop Management

The crop was sown in lines at 30 cm × 10 cm spacing using 10 kg/ha seed rate. The

recommended dose of 44:22:0 NPK kg/ha was applied at the time of sowing. The N was applied through urea and DAP (Diammonium phosphate) and P through DAP. Weeds were managed by two hand weeding at 15 and 40 DAS (Days after sowing) and other agronomic practices followed appropriately for all the growth stages of the crop.

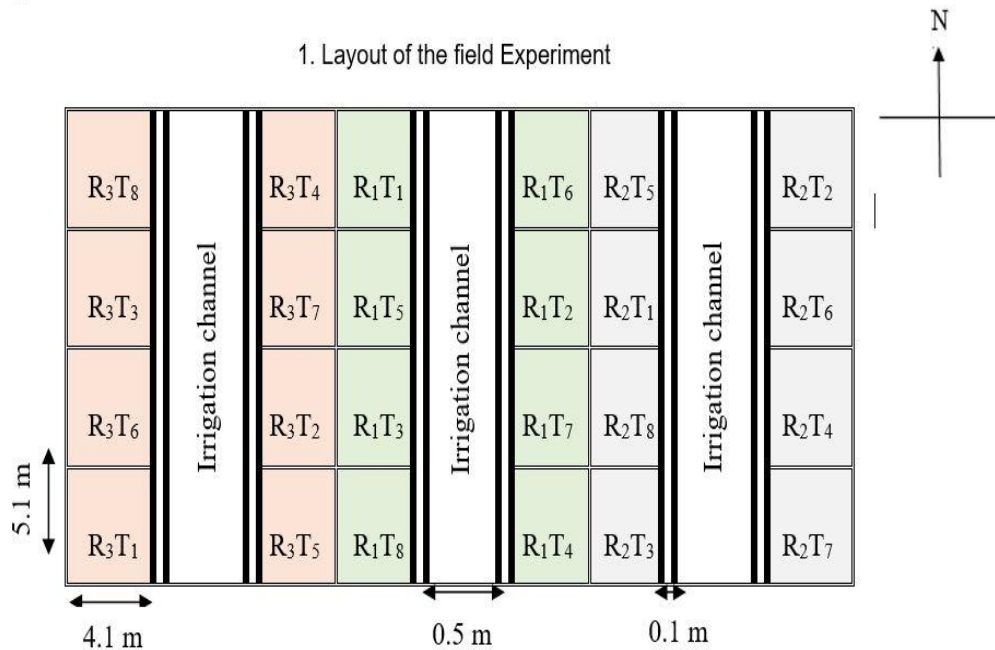


Fig. 1.

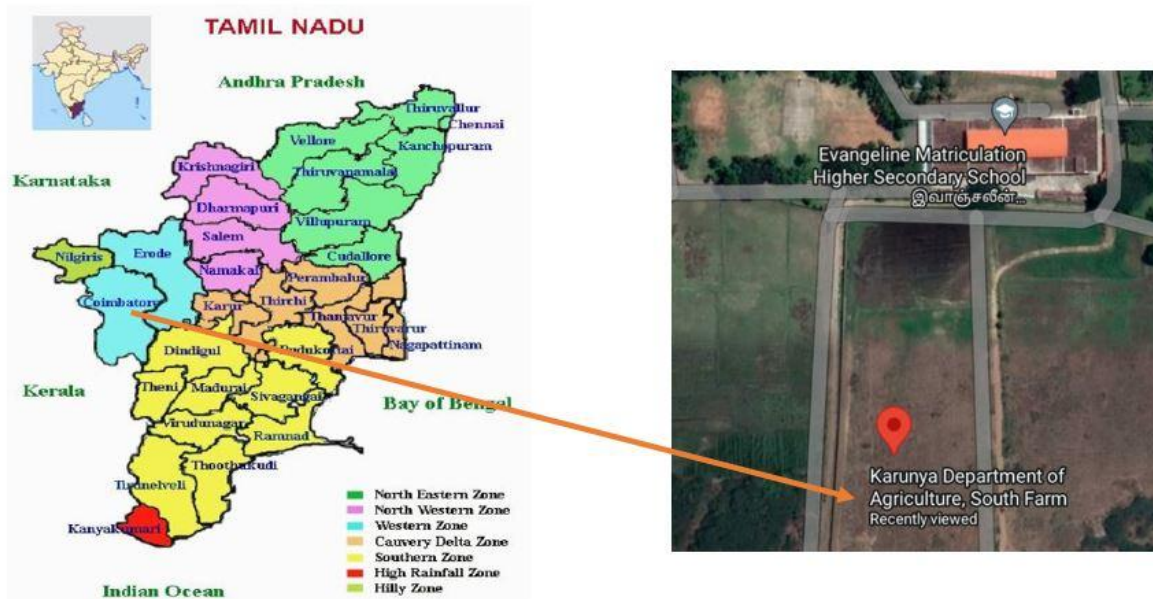


Fig. 2.

Figs. 1 and 2. Geographical location of the experimental site



Fig. 3.



Fig. 4.

Figs. 3 and 4. Experimental plot after sowing & emergence of foxtail millet cultivars on 3 DAS

2.4 Statistically Analysis

The relationships between yield and various growth parameters, yield attributes, yield, and nutrient uptake (nitrogen, phosphorus, and potassium) were investigated by constructing a correlation matrix using SPSS. The correlation between different parameters, including growth parameters, yield parameters, yield, and nutrient uptake at harvest, were determined at a significance level of 1% and 5% using the method described by Panse and Sukhatme [6]. Additionally, simple linear regression equations were calculated for the same independent variable with grain yield [6].

3. RESULTS

3.1 Correlation

The results from Table 1 reveal several correlations between different factors. Grain yield

showed a highly significant positive correlation with nitrogen (N) uptake ($r = 0.996^{**}$), dry matter production (DMP) at harvest stage ($r = 0.984^{**}$), potassium (K) uptake ($r = 0.981^{**}$), phosphorus (P) uptake ($r = 0.966^{**}$) and straw yield ($r = 0.954^{**}$). However, it exhibited a highly negative correlation with leaf area index (LAI) at 40 days after sowing (DAS) ($r = -0.844^{**}$). The straw yield had a negative correlation with LAI at 40 DAS ($r = -0.788^*$) but a highly significant positive correlation with N uptake ($r = 0.944^{**}$), K uptake ($r = 0.941^{**}$), P uptake ($r = 0.937^{**}$), and DMP at harvest stage ($r = 0.924^{**}$).

Plant height showed a positive correlation with number of tillers ($r = 0.819^*$) and LAI at 40 DAS ($r = 0.740^*$). LAI at 40 DAS had a highly negative correlation with K uptake ($r = -0.869^{**}$), P uptake ($r = -0.861^{**}$), N uptake ($r = -0.858^*$) and DMP at harvest stage ($r = -0.857^{**}$). However, it had a positive correlation with productive tillers

Table 1. Correlation coefficient between growth, yield components and yield of foxtail millet varieties under Western Zone of Tamil Nadu (Rabi, 2022-23)

S. No.	Parameters	Grain yield	Straw yield	Plant height	LAI 40 DAS	LAI 60 DAS	DMP 60 DAS	DMP harvest	No .of tillers	Productive tillers	Test weight	N uptake	P uptake	K uptake
1	Grain yield	1												
2	Straw yield	0.954**	1											
3	Plant height	0.175	0.311	1										
4	LAI 40 DAS	-0.844**	-0.788*	0.148	1									
5	LAI 60 DAS	-0.285	-0.195	0.740*	0.671	1								
6	DMP 60 DAS	0.358	0.470	0.005	-0.272	-0.316	1							
7	DMP harvest	0.984**	0.924**	0.120	-0.857**	-0.330	0.399	1						
8	No .of tillers	-0.216	-0.142	0.819*	0.529	0.870**	-0.254	-0.274	1					
9	Productive tillers	-0.661	-0.597	0.501	0.716*	0.703	-0.517	-0.706	0.830*	1				
10	Test weight	0.116	-0.009	0.441	0.147	0.398	-0.001	0.171	0.583	0.322	1			
11	N uptake	0.996**	0.944**	0.148	-0.858*	-0.316	0.377	0.995**	-0.258	-0.692	0.127	1		
12	P uptake	0.966**	0.937**	0.225	-0.861**	-0.298	0.421	0.985**	-0.213	-0.638	0.187	0.980**	1	
13	K uptake	0.981	0.941	0.177	-0.869	-0.311	0.391	0.995**	-0.245	-0.670	0.154	0.991**	0.996**	1

**= Significant at 1 % level; *=Significant at 5 % level

Table 2. Regression coefficients (b) and intercept (a) of different component traits on grain yield (Y) of foxtail millet varieties and landraces along with their coefficient of determination (R²)

S. No.	Characters	Intercept (a)	Regression coefficients (b)	R ²	Regression equation Y = a + bx
1	Plant height (cm)	1740.54	3.79	0.031	Y = 1740.54 + 3.79 X ₁
2	LAI 40 DAS	3403.83	-591.11	0.713**	Y = 3403.83 - 591.11 X ₂
3	LAI 60 DAS	2636.05	-128.77	0.081	Y = 2636.05 - 128.77 X ₃
4	DMP 60 DAS (kg/ha)	1675.03	0.18	0.128	Y = 1675.03 + 0.18 X ₄
5	DMP harvest (kg/ha)	-300.57	0.55	0.968**	Y = -300.57 + 0.55 X ₅
6	No .of tillers (nos.)	2545.66	-76.42	0.047	Y = 2545.66 - 76.42 X ₆
7	Productive tillers (nos.)	2725.37	-166.16	0.436	Y = 2725.37 - 166.16 X ₇
8	Test weight (g)	1740.23	155.03	0.013	Y = 1740.23 + 155.03 X ₈
9	Straw yield (kg/ha)	380.76	0.49	0.911**	Y = 380.76 + 0.49 X ₉
10	N uptake (kg/ha)	-306.10	57.16	0.993**	Y = -306.10 + 57.16 X ₁₀
11	P uptake (kg/ha)	426.97	81.53	0.934**	Y = 426.97 + 81.53 X ₁₁
12	K uptake (kg/ha)	94.07	33.21	0.962**	Y = 94.07 + 33.21 X ₁₂

($r = 0.716^*$). LAI at 60 DAS exhibited a highly positive correlation with the number of tillers ($r = 0.870^{**}$). DMP at harvest stage had a highly significant positive correlation with NPK uptake by crops ($r = 0.995^{**}$, $r = 0.985^{**}$, and $r = 0.995^{**}$, respectively). The number of tillers showed a positive correlation with productive tillers ($r = 0.830^*$). N uptake had a highly significant positive correlation with K uptake ($r = 0.991^{**}$) and P uptake ($r = 0.980^{**}$). Similarly, P uptake exhibited a highly significant positive correlation with K uptake ($r = 0.996^{**}$). From the correlation,

indicate that increasing value of one parameter causes significant increment in another parameter.

4. DISCUSSION

Based on the correlation and regression study, grain yield is highly significantly positively influenced by the Dry matter production at harvest stage, Straw yield, Nitrogen uptake, Phosphorus uptake and Potassium uptake were depicted in the Fig. 5.

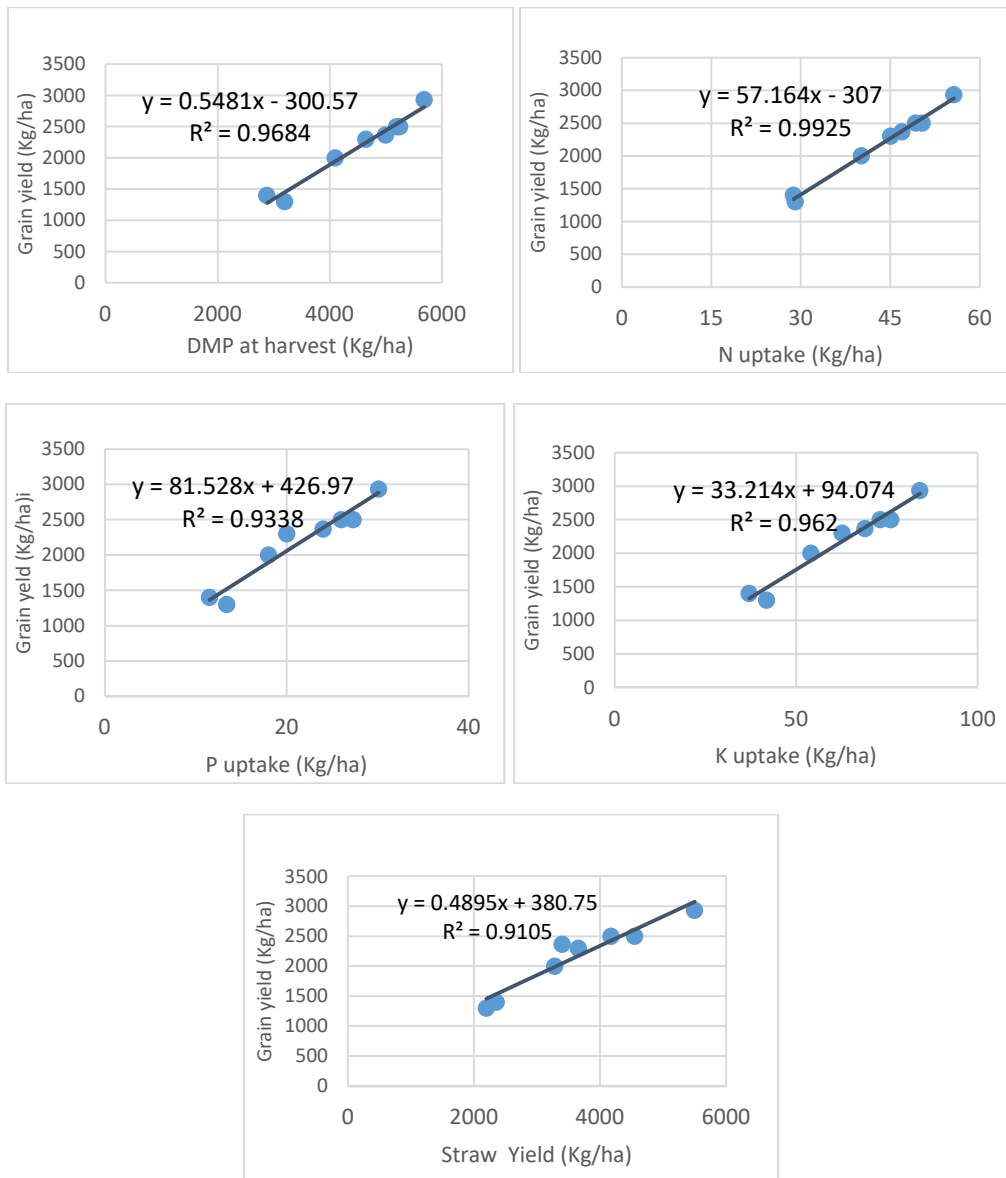


Fig. 5. Positive linear regression relationship of grain yield with DMP, N uptake, P uptake and K uptake at harvest stage and straw yield

Increase in dry matter production and straw yield plays a significant role in increasing the assimilatory surface area per plant, resulting in higher biomass accumulation and greater photosynthetic assimilate production. Which, leads to an increase in both economic and biological yield. These findings are in consistent with the results reported by Srinkanya et al. [7] and Srinkanya et al. [8] in their studies on foxtail millet. Additionally, nitrogen uptake was found to have a positive and significant influence on phosphorus uptake through rhizosphere acidification, which promotes the solubilization of insoluble phosphates and the release of more orthophosphates into the soil solution. The uptake of potassium showed a similar trend, indicating its contribution to increased dry matter production and ultimately increase the grain yield of foxtail millet varieties and landraces. These findings align with the results reported by Jyothi et al. [9].

5. CONCLUSION

It was concluded with the help of correlation and regression, the grain yield of foxtail millet varieties and landraces was highly positive and significantly influenced by the growth parameter (dry matter production at harvest stage) and nutrient uptake by crops (NPK uptake at harvest stage).

ACKNOWLEDGEMENT

The authors are thankful to the Division of Agronomy, Karunya Institute of Technology and Science, Coimbatore, Tamil Nadu India for providing the necessary facilities to undertake the studies.

COMPETING INTERESTS

Authors have declared that no competing interests exist.

REFERENCES

1. Bhat S, Nandini C, Tippeswamy V. Significance of small millets in nutrition and health-A review. Asian Journal of Dairy and Food Research. 2018;37(1):35-40.
2. Bouis HE. Enrichment of food staples through plant breeding: a new strategy for fighting micronutrient malnutrition. Nutrition. 2000;16:701-4.
3. Pine S. Nutrient management in foxtail millet: A review. Indian Journal of Natural Sciences. 2020;10(60):23156-23160.
4. Vanithasri J, Kanchana S, Hemalatha G, Vanniarajan C, Sahul Hameed M. Role of millets and its importance in new mellinium. International Journal of Food Science and Technology. 2012;2(1):35-47.
5. Agriculture Department Policy Note (Annual report). Government of Tamil Nadu; 2020-21.
6. Panse VG, Sukhatme PV. Statistical methods for agricultural workers. Indian Council of Agricultural Research, New Delhi; 1985.
7. Srikanya B, Revathi P, Reddy M M, Chandrashaker K. Effect of sowing dates on growth and yield of foxtail millet (*Setaria italica* L.) varieties. International Journal of Current Microbiology and Applied Sciences. 2020;9(4):3243-3251.
8. Srikanya B, Revathi P, Reddy MM, Shaker KC. Screening of foxtail millet (*Setaria Italica* L.) genotypes at different sowing dates for higher returns in northern transition zone of Telangana. The Bioscan. 2019;14(1):183-189.
9. Jyothi KN, Sumathi V, Reddy BR. Productivity and ergonomic productivity and ergonomics of foxtail millet as ail millet as influenced by varieties and nitrogen levels arieties and nitrogen levels. Energy. 2016;1(1):1.